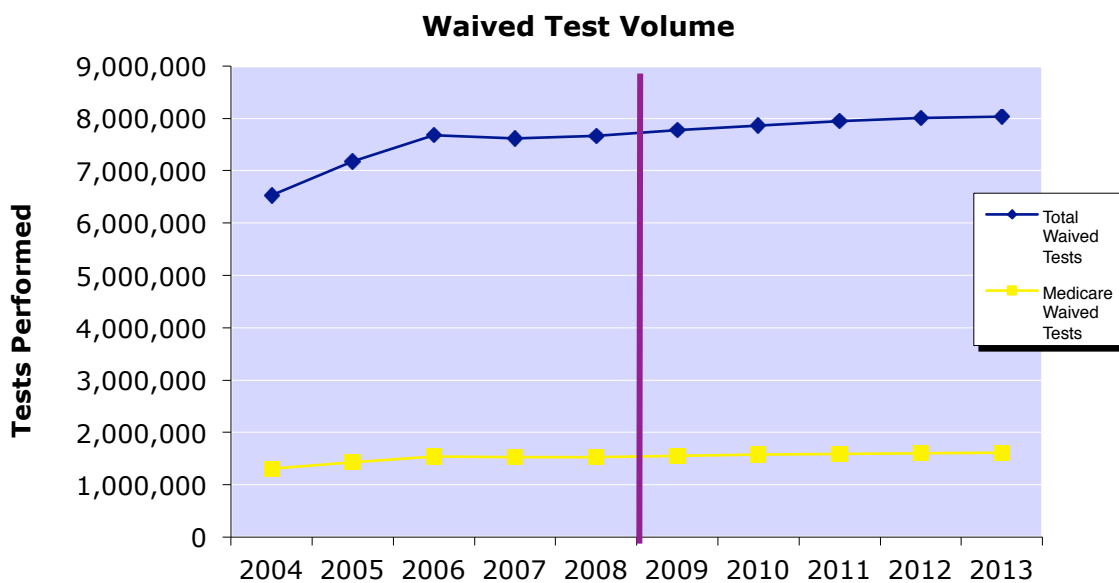
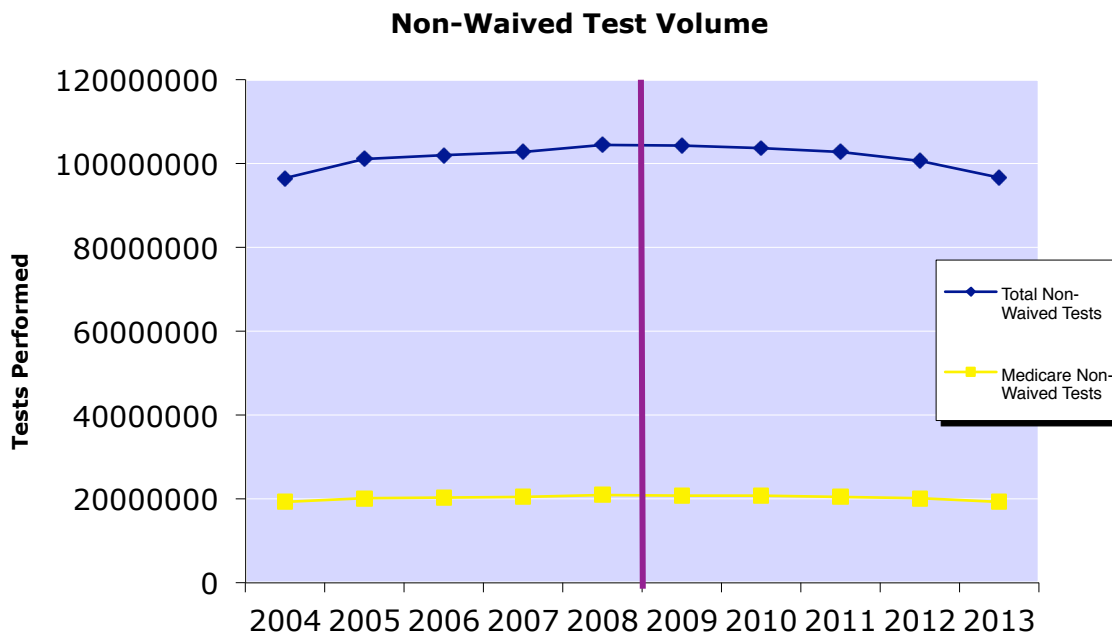


CPT Code: 80061	Test: Lipid Panel
------------------------	--------------------------

Waived Test Market Size and Growth Based on Medicare Claims					80061
Medicare Claims and Projected Total CLIA Waived Tests; 2004 - 2013					
Year	Medicare Claims	Growth rate	MC Multiplier	Estimated Total Tests Performed	
2005	1,435,642	-	5.00	7,178,210	
2006	1,535,798	7.0%	5.00	7,678,990	
2007	1,522,859	-0.8%	5.00	7,614,295	
2008	1,532,606	0.6%	5.00	7,663,030	
2009	1,553,938	1.4%	5.00	7,769,690	
2010	1,572,585	1.2%	5.00	7,862,926	
2011	1,588,311	1.0%	5.00	7,941,556	
2012	1,601,018	0.8%	5.00	8,005,088	
2013	1,607,422	0.4%	5.00	8,037,108	



Non-Waived Test Market Size and Growth Based on Medicare Claims					80061
Medicare Claims and Projected Total Non-Waived Test Volume; 2000 - 2009					
Year	Non-Waived Test Claims	Growth rate	MC Multiplier	Estimated Total Non-Waived Tests	
2005	20,209,088	-	5.00	101,045,440	
2006	20,375,041	0.8%	5.00	101,875,205	
2007	20,548,932	0.9%	5.00	102,744,660	
2008	20,865,924	1.5%	5.00	104,329,620	
2009	20,844,056	-0.1%	5.00	104,220,280	
2010	20,739,836	-0.5%	5.00	103,699,179	
2011	20,532,437	-1.0%	5.00	102,662,187	
2012	20,121,789	-2.0%	5.00	100,608,943	
2013	19,316,917	-4.0%	5.00	96,584,585	





1901 N Roselle Road, Suite 640
 Schaumburg, IL 60195
 Phone: (847) 381-5465
 Fax: (847) 381-4606
 www.codemap.com

80061 Lipid panel Waived		Medicare Part B Utilization by State (Carrier/MAC B)										
Code	State	2005		2006		2007		2008		2009		
		QW	Non-QW	QW	Non-QW	QW	Non-QW	QW	Non-QW	QW	Non-QW	
"00510"	ALABAMA	35,251	489,199	39,188	538,936	39,920	560,436	41,994	639,247	12,895	192,194	
"00511"	GEORGIA	56,018	628,593	64,112	680,934	60,074	672,780	65,093	670,653	39,011	368,177	
"00512"	MISSISSIPPI	18,270	114,183	21,489	121,720	24,043	130,312	27,196	130,471	33,763	127,503	
"00520"	ARKANSAS	23,002	162,243	24,014	162,949	21,802	163,814	29,608	145,939	32,066	145,166	
"00521"	NEW MEXICO	4,343	58,640	5,920	62,164	4,860	56,293	3,151	55,440	0	0	
"00522"	OKLAHOMA	27,590	213,043	31,588	226,186	35,203	225,873	34,349	224,263	0	0	
"00523"	MISSOURI	24,090	336,950	26,737	332,646	24,835	215,077	24,020	189,394	0	0	
"00524"	RHODE ISLAND	802	33,264	541	36,602	348	38,683	410	40,354	130	11,710	
"00528"	LOUISIANA	40,060	136,123	48,610	111,556	49,603	136,263	46,259	145,370	42,209	154,666	
"00590"	FLORIDA	130,483	2,074,395	129,392	2,095,077	129,320	2,056,893	127,888	2,049,472	7,072	117,724	
"00591"	CONNECTICUT	5,850	306,445	5,191	303,959	5,608	293,640	5,612	287,243	0	0	
"00630"	INDIANA	41,686	292,256	46,373	300,716	47,294	302,381	44,937	302,380	40,725	278,658	
"00635"		0	13	0	3	0	0	0	0	0	0	
"00650"	KANSAS	15,446	144,732	22,118	229,044	18,467	351,230	16,448	339,435	0	0	
"00655"	NEBRASKA	16,320	69,849	16,894	71,592	17,476	72,010	17,589	72,931	0	0	
"00660"	KENTUCKY	75,159	467,791	67,862	455,239	58,801	407,511	55,644	163,008	49,887	154,083	
"00740"	MISSOURI-Western	19,288	213,699	14,561	132,917	12,925	142,651	15,226	165,458	0	0	
"00751"	MONTANA-Pre 2007	1,575	25,408	1,251	25,918	0	0	0	0	0	0	
"00801"	NEW YORK-Western	29,781	220,914	29,343	227,774	24,119	223,985	13,295	219,492	0	0	
"00803"	NEW YORK-Empire	55,537	718,176	65,912	714,029	61,407	736,417	56,152	817,925	0	0	
"00805"	NEW JERSEY	23,415	1,471,290	25,024	1,482,964	25,808	1,541,173	27,246	1,619,682	0	0	
"00811"		0	3	0	3	0	0	0	0	0	0	
"00820"		2,070	113,300	4,290	110,913	0	0	0	0	0	0	
"00824"	COLORADO	3,381	169,863	2,644	169,855	2,486	177,090	2,786	191,224	0	0	
"00825"	WYOMING-Pre 2007	349	8,749	219	13,032	0	0	0	0	0	0	
"00826"	IOWA	13,762	107,788	17,405	107,400	18,976	106,088	20,728	111,412	0	0	
"00831"	ALASKA	1,442	4,016	1,519	4,129	1,473	4,240	1,502	3,494	1,665	2,718	
"00832"	ARIZONA-Pre 2007	13,652	387,047	11,903	382,615	0	0	0	0	0	0	
"00833"	HAWAII	9,359	122,784	9,567	128,439	8,239	132,269	7,928	136,051	0	0	
"00834"	NEVADA	665	126,555	885	123,958	769	121,794	1,068	112,862	0	0	
"00835"	OREGON	14,189	112,821	14,880	110,269	18,698	101,938	17,598	103,212	18,808	117,343	
"00836"	WASHINGTON	23,994	349,234	25,370	354,911	25,542	361,637	30,036	361,690	31,184	355,351	
"00865"	PENNSYLVANIA	13,509	774,040	13,516	773,177	15,124	741,260	16,240	686,318	0	0	
"00880"	SOUTH CAROLINA	34,385	142,815	36,670	154,963	32,095	170,168	33,183	183,095	38,280	178,727	
"00882"	RRB-Railroad Benefits	17,233	242,756	17,957	238,110	16,459	229,325	15,505	227,793	15,885	219,614	
"00883"	OHIO	40,709	711,533	44,151	756,678	48,470	821,003	53,289	933,362	49,018	933,755	
"00884"	WEST VIRGINIA	9,499	121,077	10,066	122,699	9,945	119,153	8,930	112,939	7,925	111,771	
"00900"	TEXAS	97,820	1,697,818	107,814	1,829,483	102,262	1,886,832	107,656	1,918,829	0	0	
"00901"	MARYLAND	1,257	405,586	2,916	400,321	3,614	386,473	4,947	396,198	0	0	
"00902"	DELAWARE	289	12,120	973	7,657	456	6,922	118	1,876	0	0	
"00903"	DISTRICT OF COLUMBIA	7,181	210,815	8,689	223,160	7,881	255,321	9,551	259,754	0	0	
"00904"	VIRGINIA	48,803	304,375	52,436	315,712	47,101	328,897	43,899	332,283	44,505	324,643	
"00910"	UTAH-Pre 2007	5,377	69,690	0	0	0	0	0	0	0	0	
"00951"	WISCONSIN	9,884	366,456	10,178	348,470	9,161	339,798	6,312	329,721	6,683	321,019	
"00952"	ILLINOIS	55,582	595,655	61,183	607,769	62,565	596,221	58,243	594,861	61,105	599,198	
"00953"	MICHIGAN	37,608	533,940	36,055	538,138	40,630	490,458	38,362	480,766	40,654	463,680	
"00954"	MINNESOTA	4,246	206,730	4,334	196,776	3,758	191,589	2,939	182,107	2,854	159,725	
"00973"	PUERTO RICO-Entire Territory	31	407,851	37	255,466	109	181,277	166	170,283	25	22,309	
"05130"	IDAHO	1,722	40,947	1,785	40,906	1,791	42,586	1,045	42,653	941	39,812	
"05440"	TENNESSEE	65,010	413,324	62,167	432,040	64,700	461,484	69,994	477,851	42,851	304,534	
"05535"	NORTH CAROLINA	86,085	1,067,980	96,486	1,061,746	83,223	1,151,602	78,701	1,327,710	76,236	1,444,132	
"05655"		0	6	0	1	0	0	0	0	0	0	
"14330"	NEW YORK-GHI	1,648	32,188	1,861	33,987	1,949	24,864	2,430	26,835	0	0	
"31140"	CALIFORNIA	63,357	560,907	69,141	588,863	86,818	609,794	94,539	570,974	0	0	
"31142"	MAINE	17,321	57,038	20,347	55,383	23,310	55,926	19,657	56,147	6,160	19,150	
"31143"	MASSACHUSETTS	27,121	340,062	37,235	326,127	43,137	308,794	45,005	327,975	18,667	114,633	
"31144"	NEW HAMPSHIRE	6,521	61,607	8,655	42,188	8,950	35,070	8,924	4,492	3,303	1,431	
"31145"	VERMONT	3,543	3,182	3,487	3,639	3,919	3,882	4,399	3,723	1,267	1,596	
"31146"	CALIFORNIA-SOUTH	53,072	1,149,224	47,995	1,137,488	43,207	1,166,770	48,596	1,286,929	0	0	
	Totals	1,435,642	20,209,088	1,535,798	20,375,041	1,522,859	20,548,932	1,532,606	20,865,924	1,553,938	20,844,056	



1901 N Roselle Road, Suite 640
 Schaumburg, IL 60195
 Phone: (847) 381-5465
 Fax: (847) 381-4606
 www.codemap.com

80061 Lipid panel Waived		Medicare Part B Utilization by Place of Service									
		2005		2006		2007		2008		2009	
Code	Place of Service	QW	Non-QW	QW	Non-QW	QW	Non-QW	QW	Non-QW	QW	Non-QW
"03"	School (eff. 1/1/03)	7	48	8	20	5	22	2	28	2	5
"04"	Homeless Shelter (eff. 1/1/03)	1	3	0	0	0	1	0	1	0	0
"11"	Office	1,353,658	5,898,385	1,453,805	5,918,295	1,427,082	5,869,105	1,441,176	5,770,491	1,440,882	5,674,065
"12"	Home	454	5,704	2,647	6,576	1,732	5,859	2,175	8,670	537	7,773
"15"	Mobile Unit (eff. 1/1/03)	41	186	49	77	15	178	10	6	1	6
"20"	Urgent Care Facility (eff. 1/1/03)	14	336	32	654	31	529	105	676	176	699
"21"	Inpatient hospital	65	2,430	19	2,294	44	2,620	90	2,396	31	1,170
"22"	Outpatient hospital	159	3,234	55	1,805	99	1,798	250	2,973	112	1,233
"23"	Emergency room - hospital	4	42	0	20	0	27	2	31	0	40
"24"	Ambulatory surgical center	1	11	1	22	0	44	0	104	0	5
"25"	Birthing center	0	2	0	0	0	0	0	3	1	1
"26"	Military treatment facility	0	0	0	0	0	0	0	1	0	0
"31"	Skilled nursing facility	9	2,693	8	2,406	21	2,878	14	3,437	21	3,329
"32"	Nursing facility	33	10,553	59	12,404	26	15,529	10	15,323	214	27,448
"33"	Custodial care facility	25	176	5	79	3	17	5	124	14	314
"34"	Hospice	0	3	0	0	0	0	0	1	0	0
"35"	Adult living care facilities (ALCF) (eff. NYD - added 12/3/97)	0	0	0	0	0	0	0	0	0	0
"41"	Ambulance - land	0	2	1	0	1	2	0	4	0	1
"42"	Ambulance - air or water	0	0	0	0	0	0	0	1	3	0
"50"	Federally qualified health centers (eff. 10/1/93)	734	4,443	1,394	3,929	912	4,881	160	5,557	173	1,895
"51"	Inpatient psychiatric facility	34	38	1	2	0	2	0	0	0	0
"52"	Psychiatric facility partial hospitalization	4	46	0	29	0	14	0	0	0	0
"53"	Community mental health center	1	102	1	150	1	201	0	116	0	164
"54"	Intermediate care facility/mentally retarded	0	6	0	0	0	0	0	0	0	8
"55"	Residential substance abuse treatment facility	0	0	0	1	0	0	0	1	0	0
"56"	Psychiatric residential treatment center	0	1	0	1	0	0	0	0	0	1
"60"	Mass immunizations center (eff. 9/1/97)	0	11	0	5	0	3	0	3	0	1
"61"	Comprehensive inpatient rehabilitation facility	2	6	46	25	0	3	1	10	0	0
"62"	Comprehensive outpatient rehabilitation facility	0	1	0	0	12	0	0	0	0	0
"65"	End stage renal disease treatment facility	0	5	1	113	0	62	0	1	0	0
"71"	State or local public health clinic	78	1,517	54	954	114	524	177	80	147	59
"72"	Rural health clinic	2,111	4,301	1,794	3,644	1,325	2,933	1,625	2,891	830	3,073
"81"	Independent laboratory	78,173	14,272,053	75,798	14,418,531	91,418	14,638,271	86,664	15,049,794	110,566	15,117,879
"99"	Other unlisted facility	27	2,507	9	1,556	9	2,123	1	2,073	17	1,709
	Other	7	243	11	1,449	9	1,306	139	1,128	211	3,178
	Totals	1,435,642	20,209,088	1,535,798	20,375,041	1,522,859	20,548,932	1,532,606	20,865,924	1,553,938	20,844,056

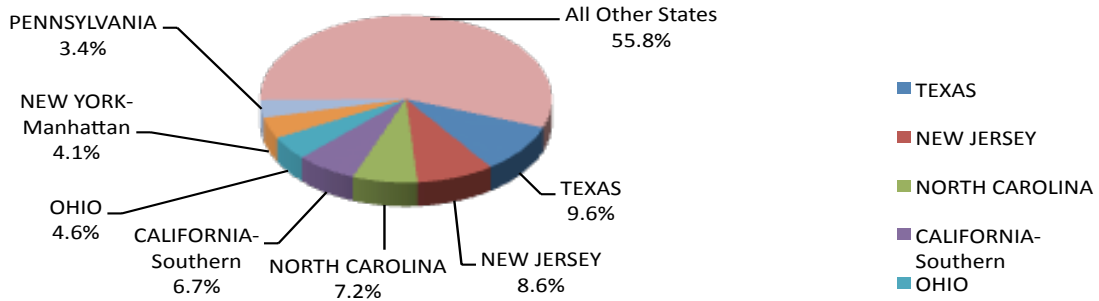


1901 N Roselle Road, Suite 640
 Schaumburg, IL 60195
 Phone: (847) 381-5465
 Fax: (847) 381-4606
 www.codemap.com

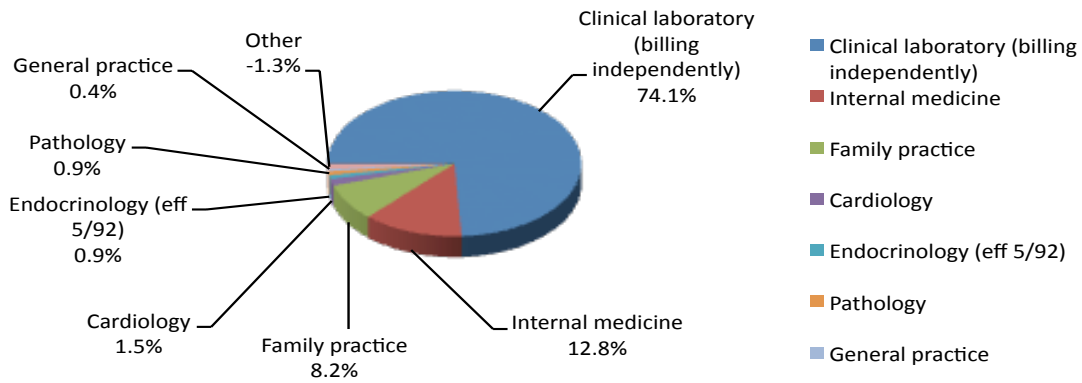
80061 Lipid panel Waived		Medicare Part B Utilization by Specialty									
Code	Specialty	2005		2006		2007		2008		2009	
		QW	Non-QW	QW	Non-QW	QW	Non-QW	QW	Non-QW	QW	Non-QW
"01"	General practice	38,626	120,012	42,842	117,005	43,257	105,901	38,653	96,110	36,433	88,117
"02"	General surgery	2,951	9,629	3,329	8,753	3,198	8,337	2,702	6,198	2,835	5,392
"03"	Allergy/immunology	393	1,730	432	2,083	473	2,908	496	1,709	555	2,316
"04"	Otolaryngology	330	520	397	268	329	158	221	178	110	107
"05"	Anesthesiology	548	601	730	1,129	699	1,374	782	1,211	385	726
"06"	Cardiology	212,447	392,987	208,422	370,572	197,399	345,892	188,981	310,767	190,254	303,221
"07"	Dermatology	80	1,268	191	1,155	194	1,301	186	1,682	63	1,995
"08"	Family practice	424,294	1,651,267	466,774	1,684,470	454,457	1,707,989	448,659	1,694,485	453,330	1,691,750
"10"	Gastroenterology	2,979	24,086	3,416	20,139	3,395	18,402	2,868	15,417	2,843	15,980
"11"	Internal medicine	555,617	2,858,187	606,791	2,843,969	601,250	2,801,061	601,478	2,731,435	595,177	2,640,886
"13"	Neurology	502	2,377	361	2,397	259	2,542	252	2,463	323	2,410
"16"	Obstetrics/gynecology	3,341	10,841	3,496	9,621	3,100	8,533	2,737	8,343	2,730	7,532
"18"	Ophthalmology	71	75	117	234	181	898	132	582	175	607
"20"	Orthopedic surgery	33	376	387	481	75	1,019	27	1,571	42	1,584
"22"	Pathology	7,933	115,425	6,248	118,545	1,074	191,319	1,232	199,876	3,663	180,828
"29"	Pulmonary disease	6,316	61,236	7,879	59,169	7,148	63,271	4,937	60,115	3,566	59,125
"30"	Diagnostic radiology	14	1,550	21	1,363	66	1,682	110	2,573	231	1,663
"33"	Thoracic surgery	157	1,857	2	1,689	7	1,855	10	1,964	6	2,027
"34"	Urology	42	1,858	24	1,561	133	2,040	232	2,443	280	2,025
"35"	Chiropractic	20	223	20	227	25	230	11	254	17	222
"36"	Nuclear medicine	6	2,051	18	2,052	11	1,705	0	997	0	451
"37"	Pediatric medicine	1,522	12,239	1,380	13,249	1,335	14,389	2,425	12,357	2,492	15,879
"38"	Geriatric medicine	4,101	15,042	4,205	16,833	3,425	16,003	3,455	15,740	3,780	14,818
"39"	Nephrology	17,237	49,305	16,039	55,174	17,338	50,992	11,702	47,779	7,132	48,554
"44"	Infectious disease	1,037	20,113	1,152	16,805	936	15,604	1,093	14,464	514	14,207
"46"	Endocrinology (eff 5/92)	29,175	174,683	30,506	177,472	31,732	176,105	34,090	184,312	37,721	181,461
"47"	Independent Diagnostic Testing Facility (IDTF) (eff. 6/98)	1	223	38	244	1	409	0	1,551	0	399
"50"	Nurse practitioner	21,532	59,145	26,261	65,311	27,257	72,436	29,591	78,566	32,822	86,469
"66"	Rheumatology (eff 5/92)	1,883	53,152	2,603	41,606	1,777	26,223	2,477	24,551	2,852	22,947
"69"	Clinical laboratory (billing independently)	77,098	14,406,203	69,794	14,578,066	90,658	14,771,124	106,396	15,167,816	132,607	15,298,563
"77"	Vascular surgery (eff 5/92)	490	236	623	702	472	838	496	1,910	343	2,166
"78"	Cardiac surgery (eff 5/92)	1,127	1,450	1,309	1,762	1,362	1,838	1,436	1,372	1,194	1,159
"79"	Addiction medicine (eff 5/92)	0	268	1	241	0	95	0	0	0	1
"81"	Critical care (intensivists) (eff 5/92)	454	4,005	673	3,481	681	2,907	309	2,067	40	2,309
"82"	Hematology (eff 5/92)	124	3,341	1,190	1,444	266	1,402	12	2,154	0	2,150
"83"	Hematology/oncology (eff 5/92)	2,436	29,122	2,603	29,211	2,265	28,492	2,750	27,450	2,868	25,825
"84"	Preventive medicine (eff 5/92)	69	727	17	590	7	703	23	764	138	1,039
"89"	Certified clinical nurse specialist	550	1,869	463	2,642	362	2,409	74	2,914	206	3,170
"90"	Medical oncology (eff 5/92)	213	11,833	663	12,057	1,197	12,627	320	13,425	212	14,153
"93"	Emergency medicine (eff 5/92)	6,226	20,325	8,608	23,274	9,187	24,359	8,988	28,091	18,847	28,696
"94"	Interventional radiology (eff 5/92)	3	31	0	35	0	8	0	14	0	5
"97"	Physician assistant (eff 5/92)	11,477	35,908	12,516	40,574	11,760	43,239	13,667	47,500	14,065	49,996
"98"	Gynecologist/oncologist (eff 10/94)	3	32	6	267	14	152	51	104	57	131
	Other	2,184	51,680	3,251	47,119	4,097	18,161	18,545	50,650	3,030	20,995
	Totals	1,435,642	20,209,088	1,535,798	20,375,041	1,522,859	20,548,932	1,532,606	20,865,924	1,553,938	20,844,056

Lipid Panel 2009 Non-Waived Claims

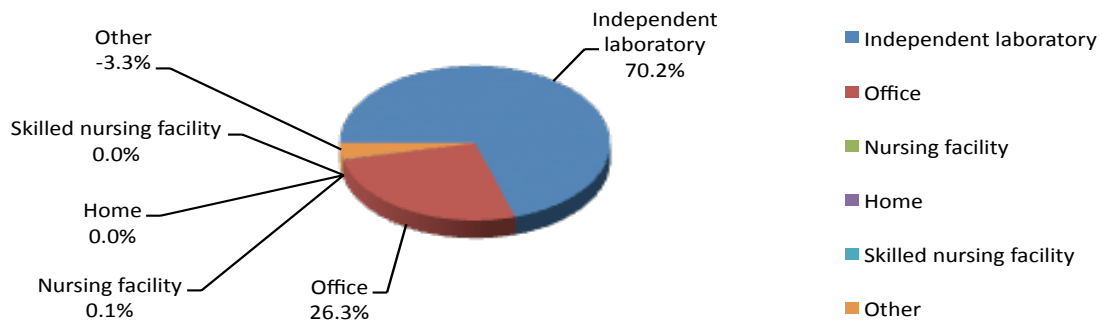
2009 Medicare Non-Waived Claims by State (Carrier)



2009 Medicare Non-Waived Claims by Ordering Specialty

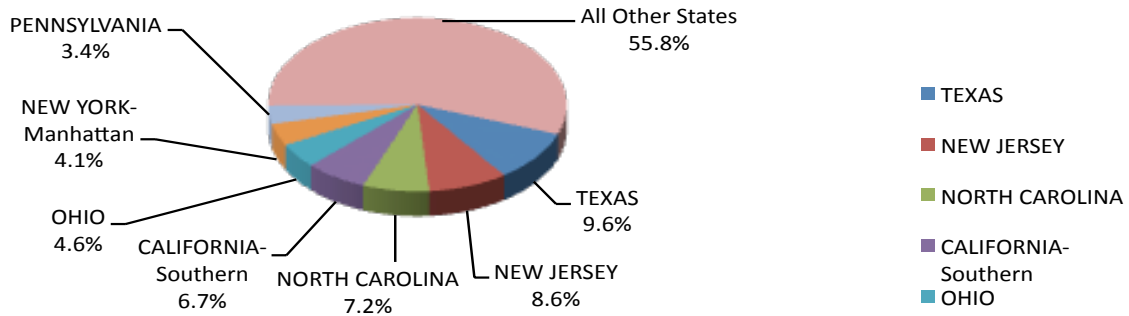


2009 Medicare Non-Waived Claims by Place of Service

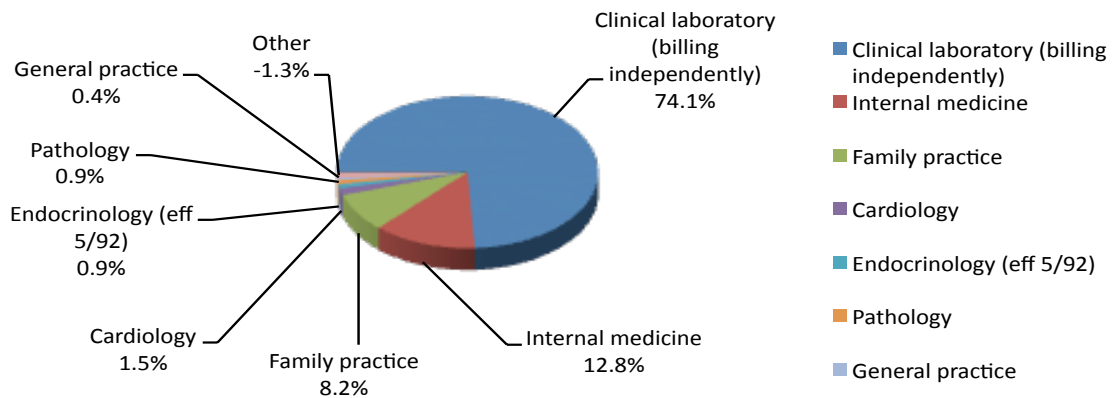


Lipid Panel 2009 Non-Waived Claims

2009 Medicare Non-Waived Claims by State (Carrier)



2009 Medicare Non-Waived Claims by Ordering Specialty



2009 Medicare Non-Waived Claims by Place of Service

